


Criterion D: Product design—Overall structure

The following sketches show the design of the app approved by Mr. Kumar.

APPLICATION ICON AND LOGO DESIGN



Rough sketch

App
Icon

Logo

Black outfit

Background color:
Green

Procreate will be
used to digitally
design this logo

ECOWARRIORS → Application Name

HOME PAGE

USE OF XCODE

Menu Bar

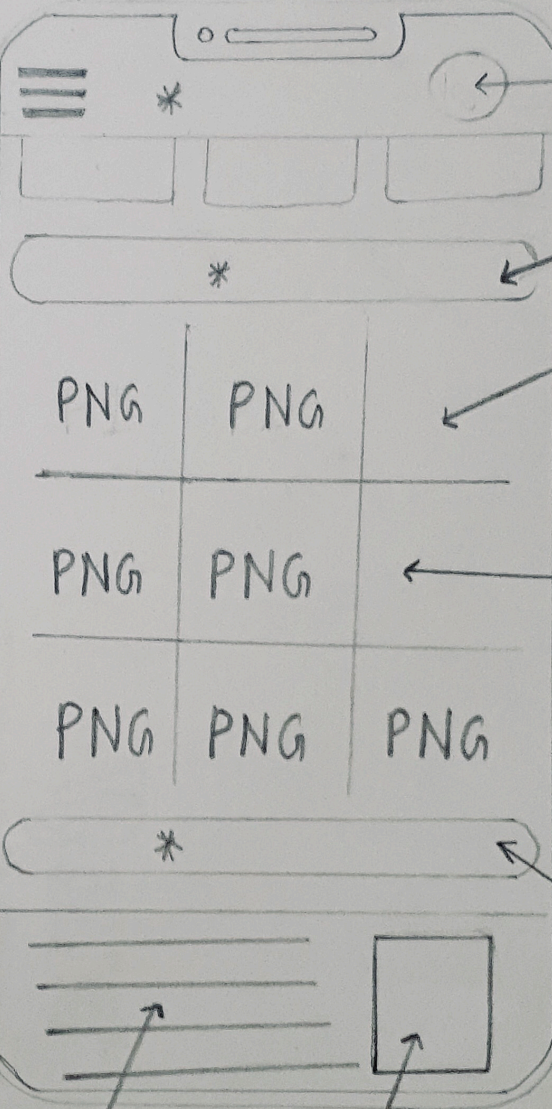
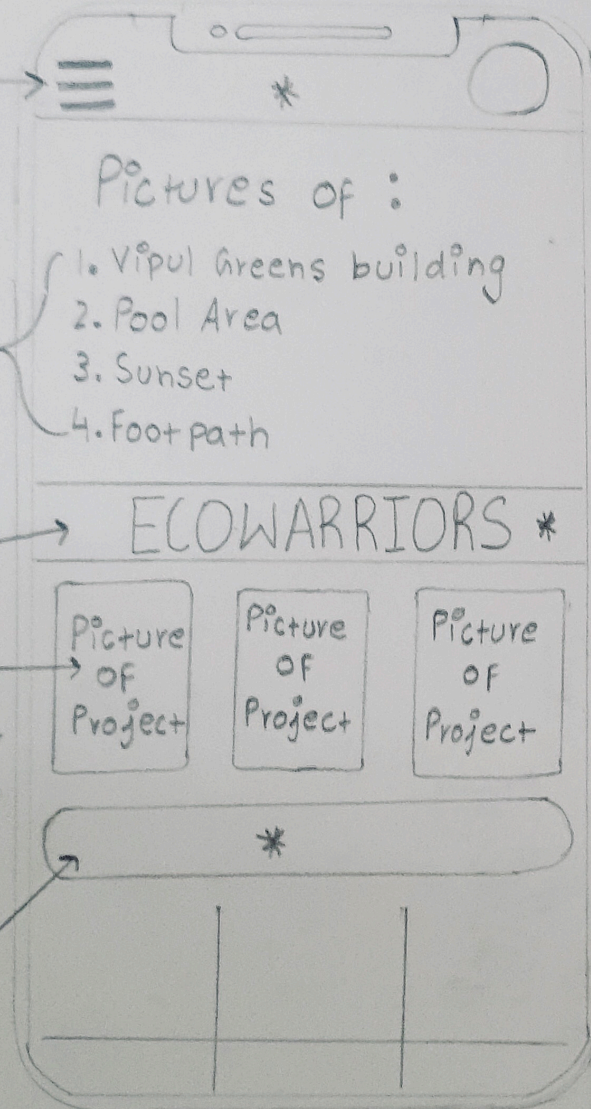
Swipe to view all 4 pictures

Font: Bebas Neue

Click the button (Image) for details about the project

Click the button to go to "Projects" page to view all projects

Background color - white



Logo

Color: R-32
G-167
B-21
(Green) *

Portable network graphic (PNG) picture of a product

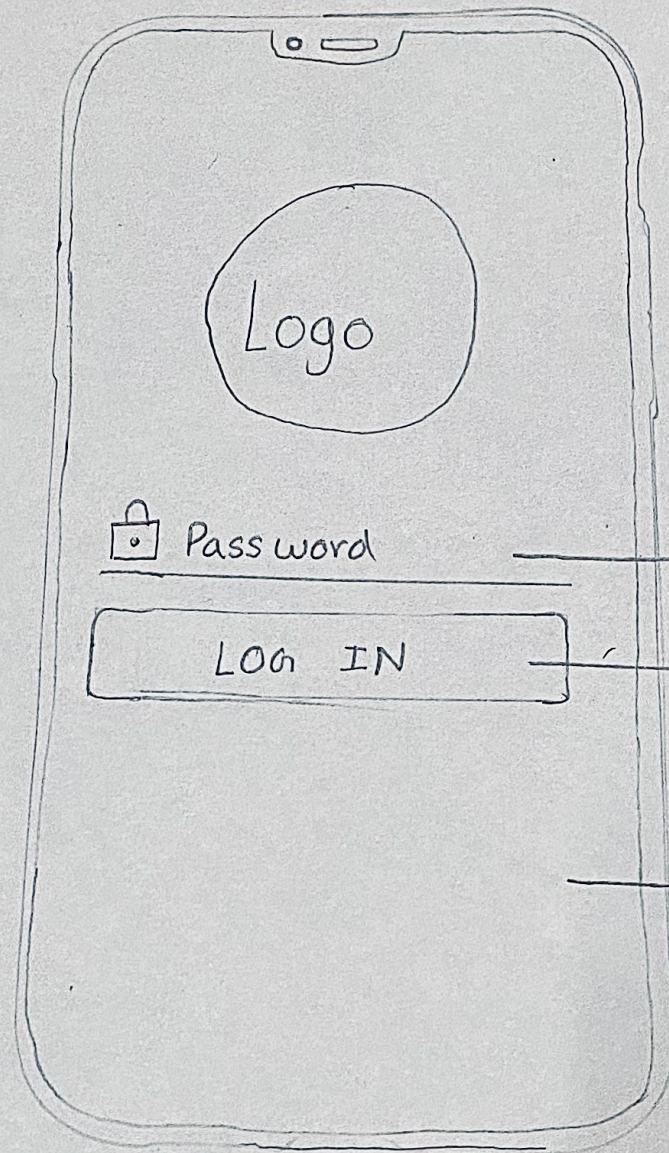
Click on the button to view details of the product

Click on the button to go to "Products" page to view all products

Contact information (text)

Picture of logo of Vipul Greens

LOG IN

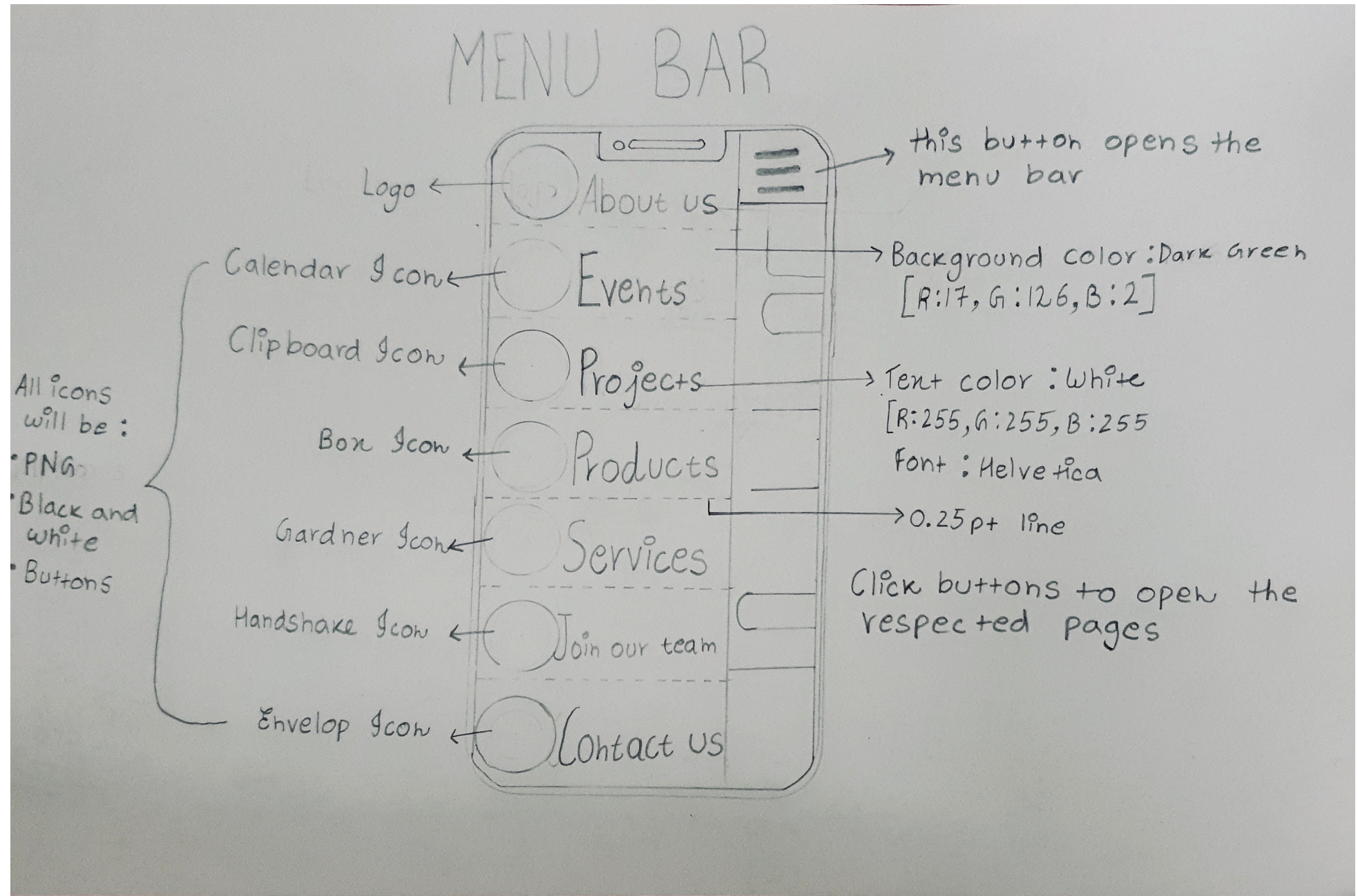


→ Area to type in the password

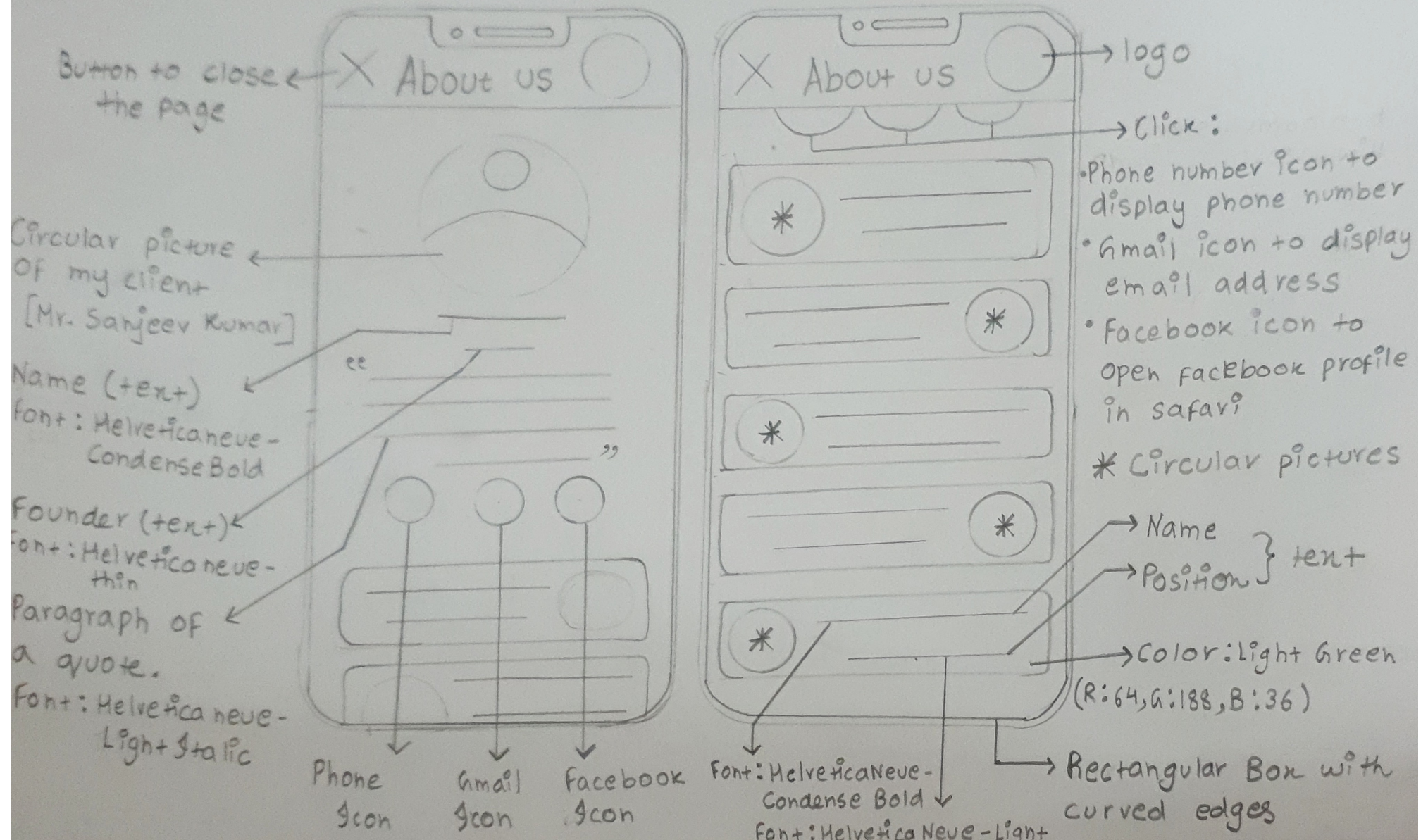
→ White button

→ Green background

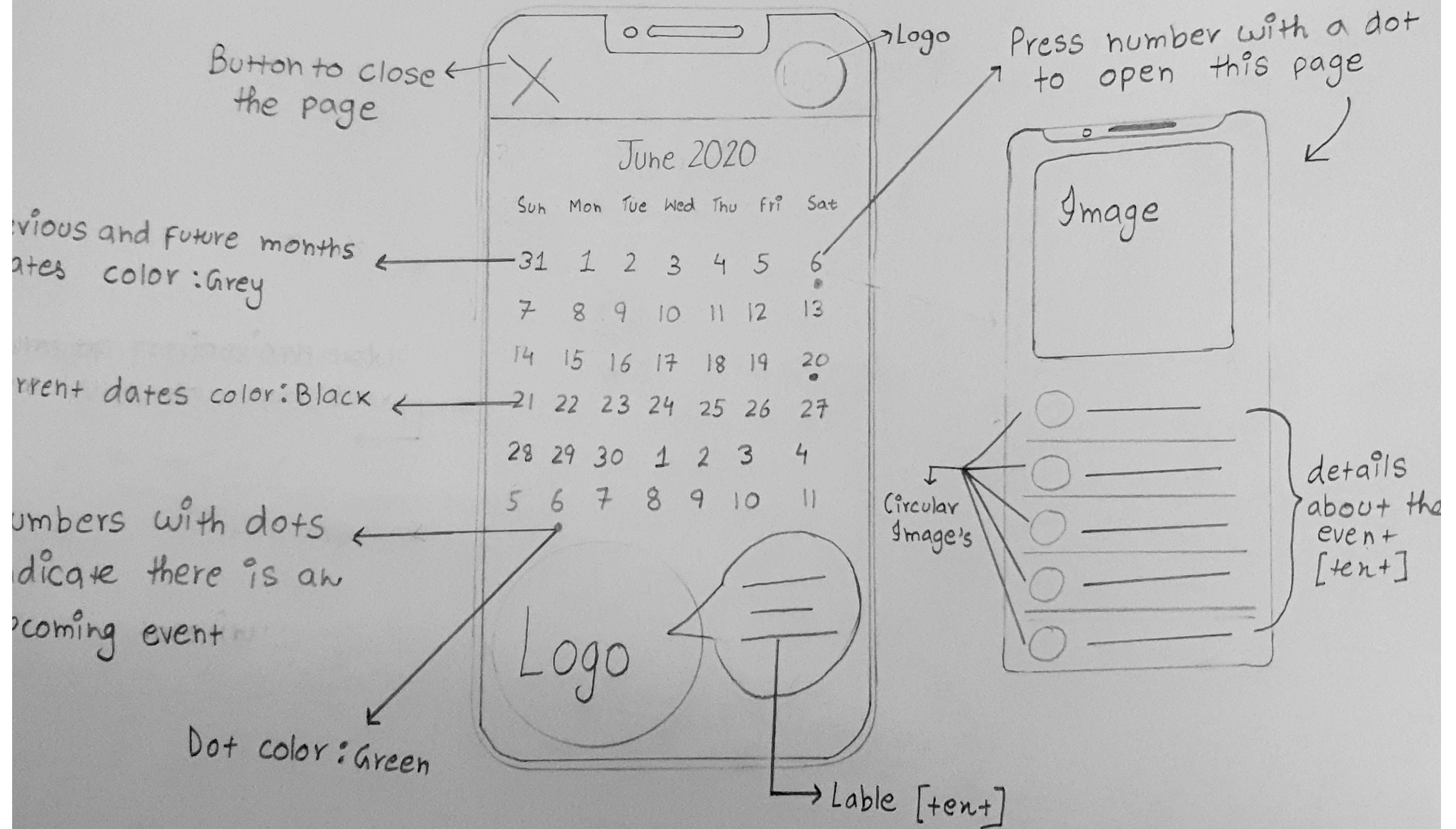
Internal structure



ABOUT US




UPCOMING EVENTS

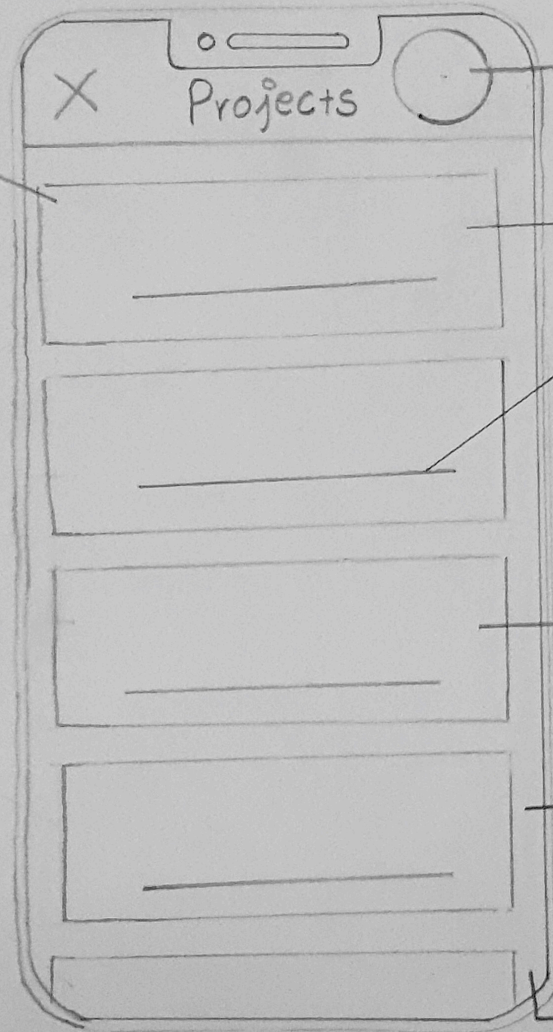


PROJECTS

Click on a box to view a new page for the details of the project



Short paragraph on the details of the project
Font: Helvetica, color: white



Logo

Image with low exposure
So text is clearly visible

Project name [text]:
• Bold
• White

Rectangular box with corner radius: 15

Background color: white

Total of 6 projects

Scroll down to view all 6 projects

All boxes are buttons

PRODUCTS


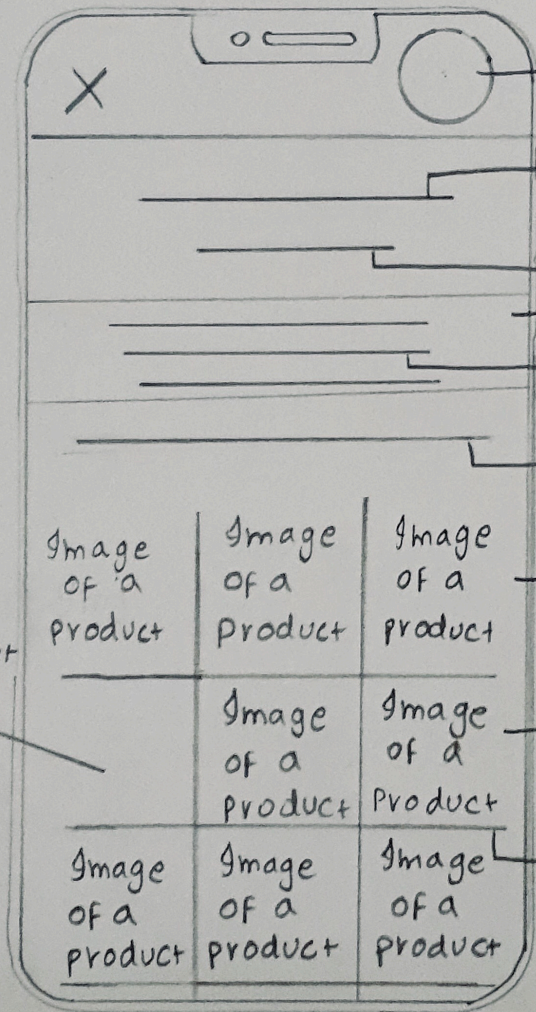


Image Icons

details of the product
[text]

Click on the image of the product to open a new page [details of the product]



logo

Heading

Subheading

Label color: Green

text

text

All Images in PNG format


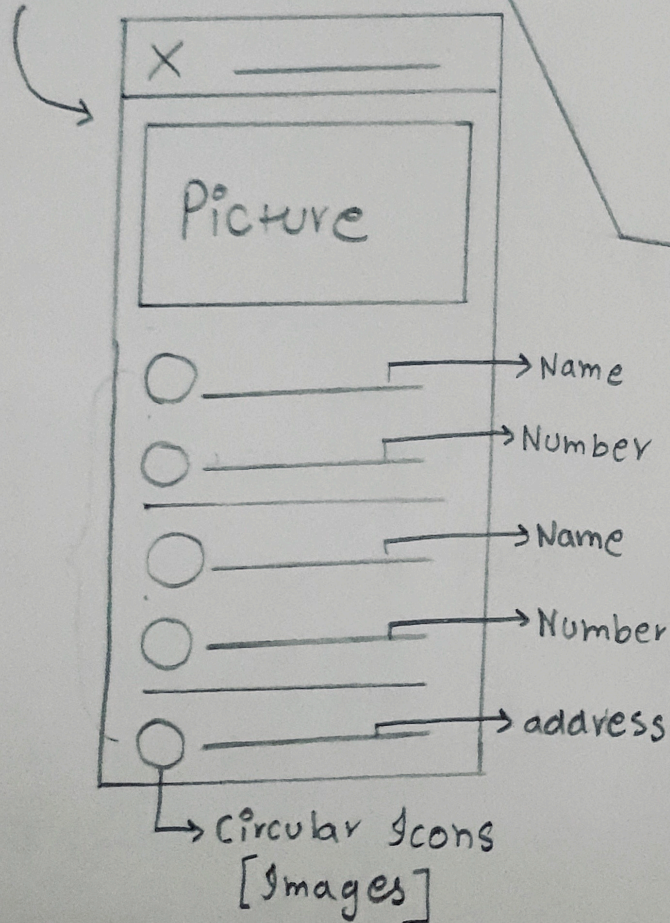
white background

grid with 1pt lines
color: black

SERVICES

Page layout is similar to the "projects" page

Click on a box to view a new page containing details of the service



Service title [text]:

- Bold
- White

Image with low exposure so text is clearly visible

Rectangular box with corner radius: 15

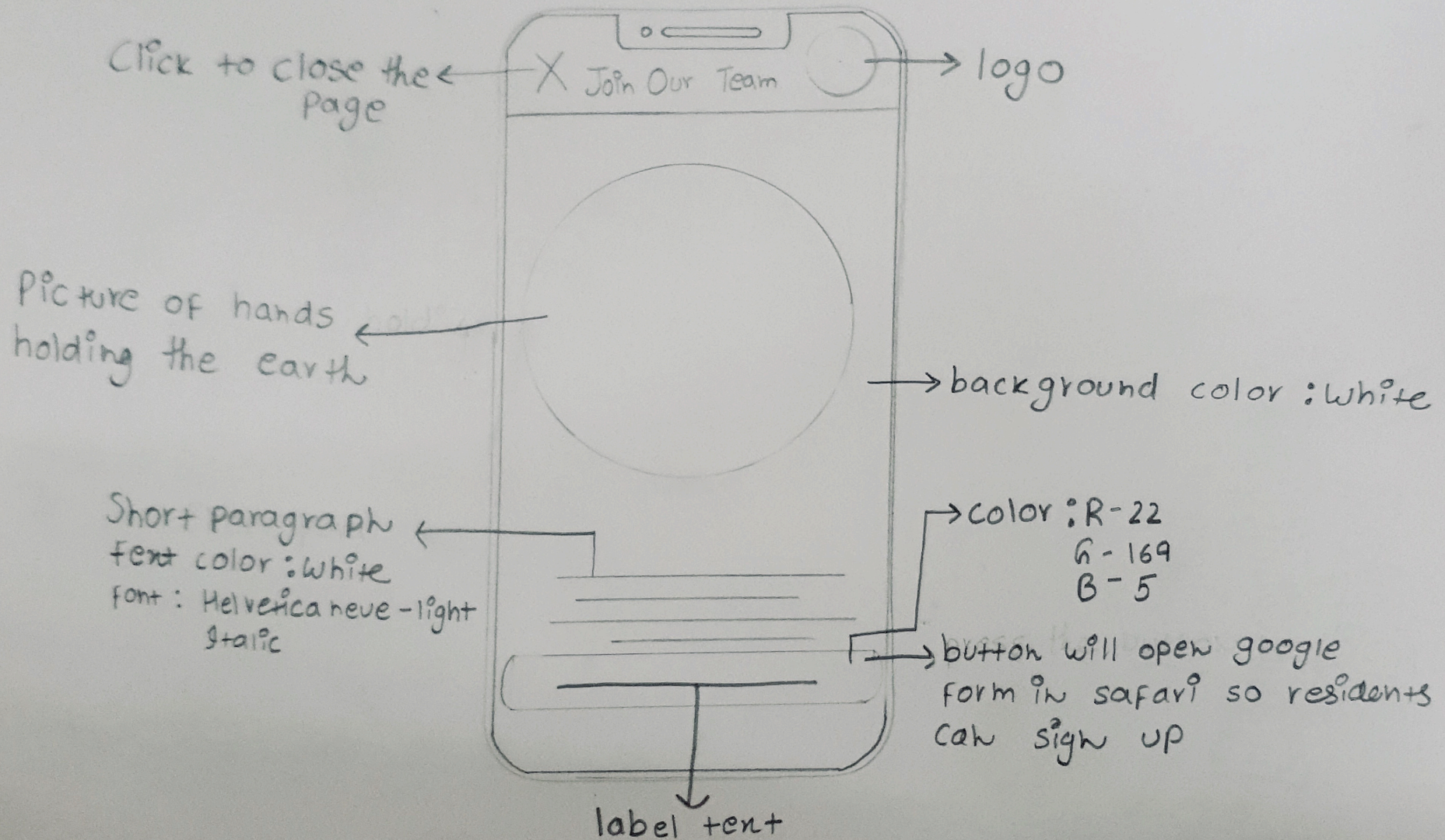
Background color: white

Total of 6 services

Scroll down to view all 6 services

All boxes are buttons

JOIN OUR TEAM



CONTACT US

Click Instagram icon to
open EcoWarriors profile
on safari.

Background color:
white

Phone number
icon

Email icon

Address icon

Instagram icon

twitter icon

→ PNG picture

→ Background color: R-147
G-255
B-142

Social media, phone
number and address
details [ten]

List of resources and techniques

| Resources | Details |
|------------------|---|
| Pro create | To create a logo for the application |
| Adobe photoshop | To convert pictures to PNG, adjust pixels, reduce saturation etc. |
| Data | Content (images and text provided by Mr. Sanjeev) |
| Google forms | Used to provide a formal and organised way for residents to join the EcoWarriors team |
| Xcode | Used to develop and code the app |
| browserstack.com | Used to see how code will be displayed on a phone using a stimulator |

| Techniques | Details |
|---|---|
| Manipulation of graphics | Cropping, removing background, adjusting pixel size etc. of pictures to be put in the app. |
| Integration of components using advanced features from Procreate for digital art to create logo | A logo will be created digitally so it can be added as the application icon and can be used throughout the app. |
| Use of Swift to customise pages and improve functionality | Swift will be used to customise the overall look and feel of the app including colours, text, layout etcetera |
| Graphical user interface (GUI)/ Navigation using customized buttons | GUI will be used in the form of various buttons. |

| | |
|-----------------------------|--|
| Functions and Sub-routines | Buttons will perform various functions coming from sub routines like opening another page or opening a link. |
| If-then | A password system will be created that will apply this concept. If right password is entered the user will have access to the app, if not an error pop up will appear. |
| Arrays | Arrays will be used to make the image gallery and mark dates on the calendar. |
| Loops and exit conditions | Loop will be used to make the image gallery on the home page and exit condition will be used to end the loop. |
| Combining text and graphics | Text and pictures provided by the client will be displayed or put into the app in thr form of buttons |
| Manipulation of codes | Swift coding language will be used to manipulate the FSC calendar according to my clients needs. |

Test plan


| Test Item | Test Data | Parts of system tested | Expected outcome | Actual outcome | Comments | Ref in product |
|--|--|---|---------------------------|----------------|--|----------------|
| Cover pages testing- Required element for criterion G | | | | | | |
| Links on the cover page open the appropriate document | Links for IA's documentation | Links provide access to documentation of the criterias | Links function as planned | Yes | | |
| Link of screencast opens screencast of the product | Link of the product video | Link provides access to screen recording of the application | Links function as planned | Yes | | |
| Link to product opens link to browserstack (mobile stimulator) so user can test the app | Product/ IT solution | Link redirects user to the browserstack website in a new window | Links function as planned | Yes | Nature of the product means it cannot be directly accessed by the link. User will need to follow directions to use browserstack to test the app. | |
| Directions to access product open a PDF document and/or video explaining how to test the product | Video and PDF containing steps to access the product | Link provides steps of accessing the product | Links function as planned | Yes | Nature of the product means it cannot be directly accessed by the link | |

| | | | | | | |
|--|---|---|--|-----|--|--|
| Link for product code opens product folder | Product code | Link | Links function as planned | Yes | | |
| Product testing | | | | | | |
| Swipe to see if all 4 images are visible | Image gallery by swiping to left | Image gallery loops, arrays and exit conditions | Image gallery is displayed successfully | Yes | | |
| Navigation between pages | Buttons on individual pages link to open the correct page to view details | Button functions | Links function as planned | Yes | | |
| Accepts right password | If wrong password is entered, it creates an error. If right password is entered the user should be allowed to access the whole app. | Log in page and if then concept | Password bar only accepts right password | Yes | | |
| Icons open appropriate social media or google form links | Button icons open the appropriate link on safari | Hyperlink | Links function as planned | Yes | | |

| | | | | | | |
|---|---|---------------------------------------|---|-----|--|--|
| Consist colour, font and usage of logo. | Check for uniformity in font sizes styles, colours and usage of logo. | Font sizes and styles, color and logo | Green color, Logo displayed on most pages, appreciate font sizes and Helvetica font used. | Yes | | |
|---|---|---------------------------------------|---|-----|--|--|

Agreement of client

I confirm that the requirement specification meets my needs and the designs above are appropriate for the creation of the product.

A handwritten signature in blue ink on a light brown, textured background. The signature is stylized, featuring a large 'S' and 'K' that are interconnected, with a long horizontal stroke extending to the right.

Mr Sanjeev Kumar

(client)